





HSP / HFP Light duty metal anchors

Metal drywall anchor

Anchor version		Benefits
	HSP (-S)	<ul style="list-style-type: none"> - For light fastenings on drywall panel - Self-cutting - Quick setting
	HFP (-S)	

Base material


Drywall

Basic loading data
<p>All data in this section applies to:</p> <ul style="list-style-type: none"> - Correct setting (See setting instruction) - No edge distance and spacing influence - Base material as specified in the table

Recommended loads ^{a)}

Gypsum board thickness		12,5 mm	2 x 12,5 mm
Tensile N _{Rec}	HSP (-S) [kN]	0,06	0,12
	HFP (-S) [kN]	0,06	0,12
Shear V _{Rec}	HSP (-S) [kN]	0,18	0,27
	HFP (-S) [kN]	0,18	0,27

a) With overall global safety factor $\gamma = 3$ to the characteristic load.

Materials	
Material quality	
Part	Material
HSP (-S)	Polyamide, fibre reinforced
HFP (-S)	Zinc die-casting
Screw	Carbon steel, galvanised to min. 5µm

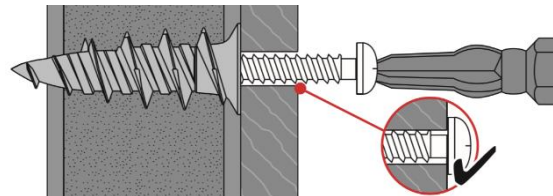
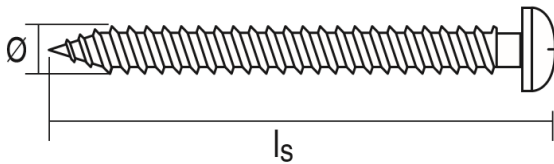
Setting information

Installation equipment

Anchor	HSP (-S) / HFP (-S)
Rotary hammer	-
Other tools	Screwdriver with D-B PH2 HSP/HFP duo-bit

Setting details HSP (-S) / HFP (-S)

Anchor		HSP (-S)	HFP (-S)
Max fixture thickness	t_{fix}	13	13
Anchor length	l	37	37
Screw length	l_s	19 + t_{fix}	
Screw diameter ϕ	d	4,5	4,5



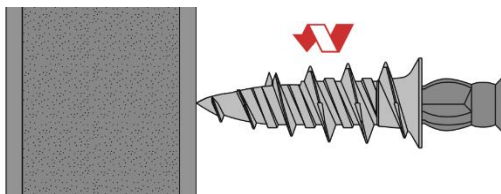
Setting instruction

*For detailed information on installation see instruction for use given with the package of the product.

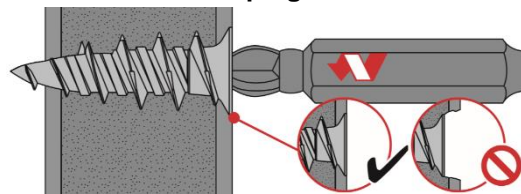
Setting instructions

Drive in plug

1. Drive in the plug



2. Drive in the plug



Fasten part and drive in screw

3. Fasten part and drive in screw

