

MODEL 7121 REDUCING TEE

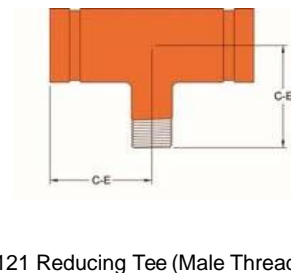
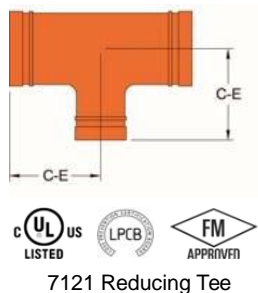
Shurjoint grooved-end reducing tees are made of ductile iron per ASTM A536 Gr. 65-45-12 and or ASTM A395 Gr. 65-45-15. C-E dimensions are manufacturer's standard.

For sizes larger than 14" (350 mm) are fabricated from standard weight (0.375" or 9.5 mm) carbon steel pipe to ASTM A234 GR. WPB or segmentally welded with carbon steel of the same or equivalent grade. C-E & C-B dimensions conform to ANSI B16.9.

Shurjoint standard fitting pressure ratings conform to the ratings of Model 7707 couplings.



For Fire Protection pressure rating, listing, and approval information, refer to Data Sheet B-42 or visit **SHURJOINT** website, www.shurjoint.com for details or contact your **SHURJOINT** Representative



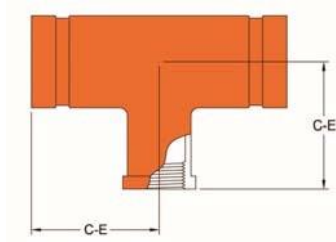
Full warranty terms can be found on www.shurjoint.com

Model 7121 Reducing Tee					
Nominal Pipe Size	Pipe O.D.	Standard C-E	Male Threaded Branch C-E	Weight	
in	in	in	in	Lbs	Kgs
mm	mm	mm	mm		
2 x 2 x 1¼ 50 x 50 x 32	2.375 x 2.375 x 1.660 60.3 x 60.3 x 42.2	3.25 83	---	2.6 1.2	
2 x 2 x 1½ 50 x 50 x 40	2.375 x 2.375 x 1.900 60.3 x 60.3 x 48.3	3.25 83	3.25 83	2.6 1.2	
2½ x 2½ x 1 65 x 65 x 25	2.875 x 2.875 x 1.315 73.0 x 73.0 x 33.4	3.75 95	3.75 95	3.7 1.7	
2½ x 2½ x 1¼ 65 x 65 x 32	2.875 x 2.875 x 1.660 73.0 x 73.0 x 42.2	3.75 95	3.75 95	3.7 1.7	
2½ x 2½ x 1½ 65 x 65 x 40	2.875 x 2.875 x 1.900 73.0 x 73.0 x 48.3	3.75 95	3.75 95	4.0 1.8	
2½ x 2½ x 2 65 x 65 x 50	2.875 x 2.875 x 2.375 73.0 x 73.0 x 60.3	3.75 95	3.75 95	4.4 2.0	
76.1 mm x 76.1 mm x 25	3.000 x 3.000 x 1.315 76.1 x 76.1 x 33.4	3.75 95	3.75 95	3.7 1.7	
76.1 mm x 76.1 mm x 32	3.000 x 3.000 x 1.660 76.1 x 76.1 x 42.2	3.75 95	3.75 95	4.4 2.0	
76.1 mm x 76.1 mm x 40	3.000 x 3.000 x 1.900 76.1 x 76.1 x 48.3	3.75 95	3.75 95	4.2 1.9	
76.1 mm x 76.1 mm x 50	3.000 x 3.000 x 2.375 76.1 x 76.1 x 60.3	3.75 95	3.75 95	4.4 2.0	
3 x 3 x 1 80 x 80 x 25	3.500 x 3.500 x 1.315 88.9 x 88.9 x 33.4	4.25 108	4.25 108	5.5 2.5	
3 x 3 x 1¼ 80 x 80 x 32	3.500 x 3.500 x 1.660 88.9 x 88.9 x 42.2	4.25 108	4.25 108	5.2 2.4	
3 x 3 x 1½ 80 x 80 x 40	3.500 x 3.500 x 1.900 88.9 x 88.9 x 48.3	4.25 108	4.25 108	5.2 2.4	
3 x 3 x 2 80 x 80 x 50	3.500 x 3.500 x 2.375 88.9 x 88.9 x 60.3	4.25 108	4.25 108	6.2 2.8	
3 x 3 x 2½ 80 x 80 x 65	3.500 x 3.500 x 2.875 88.9 x 88.9 x 73.0	4.25 108	4.25 108	6.2 2.8	
80 x 80 x 76.1 mm	3.500 x 3.500 x 3.000 88.9 x 88.9 x 76.1	4.25 108	4.25 108	6.2 2.8	
4 x 4 x 1 100 x 100 x 25	4.500 x 4.500 x 1.315 114.3 x 114.3 x 33.4	5.00 127	5.00 127	8.9 4.0	

Model 7121 Reducing Tee

Nominal Pipe Size	Pipe O.D.	Standard C-E	Male Threaded Branch		Weight
			C-E	C-E	
in mm	in mm	in mm	in mm	in mm	Lbs Kgs
4 x 4 x 1½ 100 x 100 x 40	4.500 x 4.500 x 1.900 114.3 x 114.3 x 48.3	5.00 127	5.00 127	5.00 127	9.3 4.2
4 x 4 x 2 100 x 100 x 50	4.500 x 4.500 x 2.375 114.3 x 114.3 x 60.3	5.00 127	5.00 127	5.00 127	8.8 4.0
4 x 4 x 2½ 100 x 100 x 65	4.500 x 4.500 x 2.875 114.3 x 114.3 x 73.0	5.00 127	5.00 127	5.00 127	9.5 4.3
100 x 100 x 76.1 mm	4.500 x 4.500 x 3.000 114.3 x 114.3 x 76.1	5.00 127	5.00 127	5.00 127	9.5 4.3
4 x 4 x 3 100 x 100 x 80	4.500 x 4.500 x 3.500 114.3 x 114.3 x 88.9	5.00 127	5.00 127	5.00 127	9.4 4.3
139.7 mm x 139.7 mm x 50	5.500 x 5.500 x 2.375 139.7 x 139.7 x 60.3	5.50 140	5.50 140	5.50 140	12.4 5.6
139.7 mm x 139.7 mm x 65	5.500 x 5.500 x 2.875 139.7 x 139.7 x 73.0	5.50 140	5.50 140	5.50 140	12.8 5.8
5 x 5 x 2 125 x 125 x 50	5.563 x 5.563 x 2.375 141.3 x 141.3 x 60.3	5.50 140	5.50 140	5.50 140	12.4 5.6
5 x 5 x 2½ 125 x 125 x 65	5.563 x 5.563 x 2.875 141.3 x 141.3 x 73.0	5.50 140	5.50 140	5.50 140	12.8 5.8
5 x 5 x 3 125 x 125 x 80	5.563 x 5.563 x 3.500 141.3 x 141.3 x 88.9	5.50 140	5.50 140	5.50 140	12.6 5.7
5 x 5 x 4 125 x 125 x 100	5.563 x 5.563 x 4.500 141.3 x 141.3 x 114.3	5.50 140	5.50 140	5.50 140	13.6 6.2
165.1 mm x 165.1 mm x 50	6.500 x 6.500 x 2.375 165.1 x 165.1 x 60.3	6.50 165	6.50 165	6.50 165	17.6 8.0
165.1 mm x 165.1 mm x 76.1 mm	6.500 x 6.500 x 3.000 165.1 x 165.1 x 76.1	6.50 165	6.50 165	6.50 165	18.7 8.5
165.1 mm x 165.1 mm x 80	6.500 x 6.500 x 3.500 165.1 x 165.1 x 88.9	6.50 165	6.50 165	6.50 165	20.2 9.2
165.1 mm x 165.1 mm x 100	6.500 x 6.500 x 4.500 165.1 x 165.1 x 114.3	6.50 165	6.50 165	6.50 165	19.4 8.8
6 x 6 x 2 150 x 150 x 50	6.625 x 6.625 x 2.375 168.3 x 168.3 x 60.3	6.50 165	6.50 165	6.50 165	17.6 8.0
6 x 6 x 2½ 150 x 150 x 65	6.625 x 6.625 x 2.875 168.3 x 168.3 x 73.0	6.50 165	6.50 165	6.50 165	18.7 8.5
6 x 6 x 3 150 x 150 x 80	6.625 x 6.625 x 3.500 168.3 x 168.3 x 88.9	6.50 165	6.50 165	6.50 165	20.2 9.2
6 x 6 x 4 150 x 150 x 100	6.625 x 6.625 x 4.500 168.3 x 168.3 x 114.3	6.50 165	6.50 165	6.50 165	19.4 8.8
8 x 8 x 2 200 x 200 x 50	8.625 x 8.625 x 2.375 219.1 x 219.1 x 60.3	7.75 197	7.75 197	7.75 197	32.5 14.8
8 x 8 x 2½ 200 x 200 x 65	8.625 x 8.625 x 2.875 219.1 x 219.1 x 73.0	7.75 197	---	---	31.9 14.5
8 x 8 x 3 200 x 200 x 80	8.625 x 8.625 x 3.500 219.1 x 219.1 x 88.9	7.75 197	7.75 197	7.75 197	34.2 15.5
8 x 8 x 4 200 x 200 x 100	8.625 x 8.625 x 4.500 219.1 x 219.1 x 114.3	7.75 197	7.75 197	7.75 197	44.0 20.0
8 x 8 x 6 200 x 200 x 150	8.625 x 8.625 x 6.625 219.1 x 219.1 x 168.3	7.75 197	---	---	46.2 21.0
10 x 10 x 2½* 200 x 200 x 65	10.750 x 10.750 x 2.875 273.0 x 273.0 x 73.0	9.00 229	---	---	60.4 27.4
10 x 10 x 4 250 x 250 x 100	10.750 x 10.750 x 4.500 273.0 x 273.0 x 114.3	9.00 229	9.00 229	9.00 229	62.8 28.5
250 x 250 x 139.7 mm*	10.750 x 10.750 x 5.500 273.0 x 273.0 x 139.7	9.00 229	---	---	64.4 29.3
10 x 10 x 6 250 x 250 x 150	10.750 x 10.750 x 6.625 273.0 x 273.0 x 168.3	9.00 229	---	---	66.0 30.0
10 x 10 x 8 250 x 250 x 200	10.750 x 10.750 x 8.625 273.0 x 273.0 x 219.1	9.00 229	---	---	69.3 31.5
12 x 12 x 2½ 300 x 300 x 65	12.750 x 12.750 x 2.875 323.9 x 323.9 x 73.0	10.00 254	---	---	80.1 36.4
12 x 12 x 3 300 x 300 x 80	12.750 x 12.750 x 3.500 323.9 x 323.9 x 88.9	10.00 254	10.00 254	10.00 254	88.1 40.0
12 x 12 x 4 300 x 300 x 100	12.750 x 12.750 x 4.500 323.9 x 323.9 x 114.3	10.00 254	10.00 254	10.00 254	90.4 41.0
12 x 12 x 6 300 x 300 x 150	12.750 x 12.750 x 6.625 323.9 x 323.9 x 168.3	10.00 254	---	---	83.6 38.0
12 x 12 x 8 300 x 300 x 200	12.750 x 12.750 x 8.625 323.9 x 323.9 x 219.1	10.00 254	---	---	83.6 38.0
12 x 12 x 10 300 x 300 x 250	12.750 x 12.750 x 10.750 323.9 x 323.9 x 273.0	10.00 254	---	---	88.0 40.0

*Fabricated.



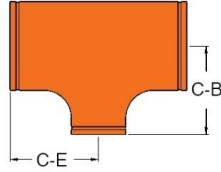
7121 Reducing Tee (Female Threaded)

Model 7121 Reducing Tee									
Nominal Pipe Size		Pipe OD	Female Threaded Branch		Nominal Pipe Size		Pipe OD	Female Threaded Branch	
in	in	in	C-E	Weight	in	in	in	C-E	Weight
mm	mm	in / mm		Lbs / Kgs	mm	mm	in / mm		Lbs / Kgs
2 x 2 x 1½	2.375 x 2.375 x 1.660	3.25	2.9	2.9	3 x 3 x 1½	3.500 x 3.500 x 1.660	4.25	5.1	5.1
50 x 50 x 32	60.3 x 60.3 x 42.2	83	1.3	1.3	80 x 80 x 32	88.9 x 88.9 x 42.2	108	2.3	2.3
2 x 2 x 1½	2.375 x 2.375 x 1.900	3.25	4.0	4.0	3 x 3 x 1½	3.500 x 3.500 x 1.900	4.25	6.0	6.0
50 x 50 x 40	60.3 x 60.3 x 48.3	83	1.8	1.8	80 x 80 x 40	88.9 x 88.9 x 48.3	108	2.7	2.7
2½ x 2½ x 1	2.875 x 2.875 x 1.315	3.75	4.0	4.0	3 x 3 x 2	3.500 x 3.500 x 2.375	4.25	6.2	6.2
65 x 65 x 25	73.0 x 73.0 x 33.4	95	1.8	1.8	80 x 80 x 50	88.9 x 88.9 x 60.3	108	2.8	2.8
2½ x 2½ x 1¼	2.875 x 2.875 x 1.660	3.75	3.7	3.7	3 x 3 x 2½	3.500 x 3.500 x 2.875	4.25	7.3	7.3
65 x 65 x 32	73.0 x 73.0 x 42.2	95	1.7	1.7	80 x 80 x 65	88.9 x 88.9 x 73.0	108	3.3	3.3
2½ x 2½ x 1½	2.875 x 2.875 x 1.900	3.75	4.4	4.4	4 x 4 x 1½	4.500 x 4.500 x 1.900	5.00	9.3	9.3
65 x 65 x 40	73.0 x 73.0 x 48.3	95	2.0	2.0	100 x 100 x 40	114.3 x 114.3 x 48.3	127	4.2	4.2
2½ x 2½ x 2	2.875 x 2.875 x 2.375	3.75	4.6	4.6	4 x 4 x 2	4.500 x 4.500 x 2.375	5.00	9.3	9.3
65 x 65 x 50	73.0 x 73.0 x 60.3	95	2.1	2.1	100 x 100 x 50	114.3 x 114.3 x 60.3	127	4.2	4.2
76.1 mm x 76.1 mm x 25	3.000 x 3.000 x 1.315	3.75	4.4	4.4	4 x 4 x 2½	4.500 x 4.500 x 2.875	5.00	10.8	10.8
	76.1 x 76.1 x 33.4	95	2.0	2.0	100 x 100 x 65	114.3 x 114.3 x 73.0	127	4.9	4.9
76.1 mm x 76.1 mm x 32	3.000 x 3.000 x 1.660	3.75	4.4	4.4	100 x 100 x 76.1 mm	4.500 x 4.500 x 3.000	5.00	9.9	9.9
	76.1 x 76.1 x 42.2	95	2.0	2.0		114.3 x 114.3 x 76.1	127	4.5	4.5
76.1 mm x 76.1 mm x 40	3.000 x 3.000 x 1.900	3.75	4.0	4.0	139.7 mm x 139.7 mm x 50	5.500 x 5.500 x 2.375	5.50	11.9	11.9
	76.1 x 76.1 x 48.3	95	1.8	1.8		139.7 x 139.7 x 60.3	140	5.4	5.4
76.1 mm x 76.1 mm x 50	3.000 x 3.000 x 2.375	3.75	4.9	4.9	5 x 5 x 2	5.563 x 5.563 x 2.375	5.50	12.3	12.3
	76.1 x 76.1 x 60.3	95	2.2	2.2	125 x 125 x 50	141.3 x 141.3 x 60.3	140	5.6	5.6
3 x 3 x ½	3.500 x 3.500 x 0.840	4.25	5.1	5.1	165.1 mm x 165.1 mm x 50	6.500 x 6.500 x 2.375	6.50	17.6	17.6
80 x 80 x 15	88.9 x 88.9 x 21.3	108	2.3	2.3		165.1 x 165.1 x 60.3	165	8.0	8.0
3 x 3 x ¾	3.500 x 3.500 x 1.050	4.25	5.1	5.1	6 x 6 x 2	6.625 x 6.625 x 2.375	6.50	20.5	20.5
80 x 80 x 20	88.9 x 88.9 x 26.7	108	2.3	2.3	150 x 150 x 50	168.3 x 168.3 x 60.3	165	9.3	9.3
3 x 3 x 1	3.500 x 3.500 x 1.315	4.25	5.1	5.1	6 x 6 x 2½	6.625 x 6.625 x 2.875	6.50	15.7	15.7
80 x 80 x 25	88.9 x 88.9 x 33.4	108	2.3	2.3	150 x 150 x 65	168.3 x 168.3 x 73.0	165	7.1	7.1

MODEL W121 REDUCING TEE

Material: ASTM A234 Gr. WPB, Standard weight (0.375" or 9.5 mm), or carbon steel of the same or equivalent grade.

C-E & C-B dimensions: conform to ANSI B16.9.



Model W121 Reducing Tee										
Nominal Pipe Size	Pipe O.D.	W121 Reducing Tee			Weight	Nominal Pipe Size	Pipe O.D.	W121 Reducing Tee		
		C-E	C-B	Weight				C-E	C-B	Weight
in / mm	in / mm	in / mm	in / mm	Lbs / Kgs	in / mm	in / mm	in / mm	in / mm	Lbs / Kgs	
14 x 2½ 350 x 65	14.000 x 2.875 355.6 x 73.0	11.00 279.0	-- --	-- --	26 x 14 650 x 350	26.000 x 14.000 660.4 x 355.6	19.50 495.0	17.00 432.0	315.9 143.6	
14 x 3 350 x 80	14.000 x 3.500 355.6 x 88.9	11.00 279.0	-- --	-- --	26 x 16 650 x 400	26.000 x 16.000 660.4 x 406.4	19.50 495.0	17.00 432.0	315.9 143.6	
14 x 4 350 x 100	14.000 x 4.500 355.6 x 114.3	11.00 279.0	-- --	-- --	26 x 18 650 x 450	26.000 x 18.000 660.4 x 457.2	19.50 495	17.50 444.0	317.9 144.5	
14 x 6 350 x 150	14.000 x 6.625 355.6 x 168.3	11.00 279.0	9.37 238.0	84.9 38.5	26 x 20 650 x 500	26.000 x 20.000 660.4 x 508.0	19.50 495	18.00 457.0	320.1 145.9	
14 x 8 350 x 200	14.000 x 8.625 355.6 x 219.1	11.00 279.0	9.76 248.0	90.4 41.0	28 x 12 700 x 300	28.000 x 12.750 711.0 x 323.9	20.50 521	17.62 448.0	356.8 162.2	
14 x 10 350 x 250	14.000 x 10.750 355.6 x 273.0	11.00 279.0	10.12 257.0	99.2 45.0	28 x 14 700 x 350	28.000 x 14.000 711.0 x 355.6	20.50 521	18.00 457.0	356.8 162.2	
14 x 12 350 x 300	14.000 x 12.750 355.6 x 323.9	11.00 279.0	10.63 270.0	103.6 47.0	28 x 16 700 x 400	28.000 x 16.000 711.0 x 406.4	20.50 521	18.00 457.0	356.8 162.2	
16 x 6 400 x 150	16.000 x 6.625 406.4 x 168.3	12.00 305.0	10.40 264.0	125.8 57.2	28 x 18 700 x 450	28.000 x 18.000 711.0 x 457.2	20.50 521	18.50 470.0	358.6 163.0	
16 x 8 400 x 200	16.000 x 8.625 406.4 x 219.1	12.00 305.0	10.75 273.0	127.2 57.8	28 x 20 700 x 500	28.000 x 20.000 711.0 x 508.0	20.50 521	19.00 483.0	361.5 164.3	
16 x 10 400 x 250	16.000 x 10.750 406.4 x 273.0	12.00 305.0	11.14 283.0	129.6 58.9	28 x 22 700 x 550	28.000 x 22.000 711.0 x 559.0	20.50 521	19.50 495.0	364.8 165.8	
16 x 12 400 x 300	16.000 x 12.750 406.4 x 323.9	12.00 305.0	11.61 295.0	132.2 60.1	28 x 24 700 x 600	28.000 x 24.000 711.0 x 609.6	20.50 521	20.00 508.0	368.9 167.7	
16 x 14 400 x 350	16.000 x 14.000 406.4 x 355.6	12.00 305.0	12.00 305.0	134.4 61.1	30 x 18 750 x 450	30.000 x 18.000 762.2 x 457.2	22.00 559	19.50 495.0	411.0 186.8	
18 x 6 450 x 150	18.000 x 6.625 457.2 x 168.3	13.50 343.0	11.38 289.0	159.7 72.6	30 x 20 750 x 500	30.000 x 20.000 762.2 x 508.0	22.00 559	20.00 508.0	413.6 188.0	
18 x 8 450 x 200	18.000 x 8.625 457.2 x 219.1	13.50 343.0	11.75 298.0	160.6 73.0	30 x 22 750 x 550	30.000 x 22.000 762.2 x 559.0	22.00 559	20.50 521.0	416.9 189.5	
18 x 10 450 x 250	18.000 x 10.750 457.2 x 273.0	13.50 343.0	12.13 308.0	160.6 73.0	30 x 24 750 x 610	30.000 x 24.000 762.2 x 609.6	22.00 559	21.00 533.0	420.6 191.2	
18 x 12 450 x 300	18.000 x 12.750 457.2 x 323.9	13.50 343.0	12.64 321.0	165.2 75.1	30 x 28 750 x 700	30.000 x 28.000 762.2 x 711.0	22.00 559	21.50 546.0	425.9 193.6	
18 x 14 450 x 350	18.000 x 14.000 457.2 x 355.6	13.50 343.0	13.00 330.0	167.2 76.0	32 x 20 800 x 500	32.000 x 20.000 813.0 x 508.0	23.50 597	21.00 533.0	469.7 213.5	
18 x 16 450 x 400	18.000 x 16.000 457.2 x 406.4	13.50 343.0	13.00 330.0	167.9 76.3	32 x 22 800 x 550	32.000 x 22.000 813.0 x 559.0	23.50 597	21.50 546.0	472.6 214.8	
20 x 6 500 x 150	20.000 x 6.625 508.0 x 168.3	15.00 381.0	12.36 314.0	196.9 89.5	32 x 24 800 x 600	32.000 x 24.000 813.0 x 609.6	23.50 597	22.00 559.0	476.0 216.4	
20 x 8 500 x 200	20.000 x 8.625 508.0 x 219.1	15.00 381.0	12.76 324.0	198.0 90.0	32 x 28 800 x 700	32.000 x 28.000 813.0 x 711.0	23.50 597	22.50 572.0	480.9 218.6	
20 x 10 500 x 250	20.000 x 10.750 508.0 x 273.0	15.00 381.0	13.11 333.0	200.0 90.9	32 x 30 800 x 750	32.000 x 30.000 813.0 x 762.0	23.50 597	23.00 584.0	486.2 221.0	
20 x 12 500 x 300	20.000 x 12.750 508.0 x 323.9	15.00 381.0	13.62 346.0	202.4 92.0	36 x 22 900 x 550	36.000 x 22.000 914.0 x 559.0	26.50 673	23.50 597.0	595.8 270.8	
20 x 14 500 x 350	20.000 x 14.000 508.0 x 355.6	15.00 381.0	14.02 356.0	204.4 92.9	36 x 24 900 x 600	36.000 x 24.000 914.0 x 609.6	26.50 673	24.00 610.0	598.8 272.2	
20 x 16 500 x 400	20.000 x 16.000 508.0 x 406.4	15.00 381.0	14.02 356.0	204.6 93.6	36 x 28 900 x 700	36.000 x 28.000 914.0 x 711.0	26.50 673	24.50 622.0	602.6 273.9	
20 x 18 500 x 450	20.000 x 18.000 508.0 x 457.2	15.00 381.0	14.50 368.0	207.9 94.5	36 x 30 900 x 750	36.000 x 30.000 914.0 x 762.0	26.50 673	25.00 635.0	607.2 276.0	
24 x 6 600 x 150	20.000 x 6.625 609.6 x 168.3	17.00 432.0	14.38 365.0	268.4 122.0	36 x 32 900 x 800	36.000 x 32.000 914.0 x 813.0	26.50 673	25.50 648.0	612.5 278.4	
24 x 8 600 x 200	20.000 x 8.625 609.6 x 219.1	17.00 432.0	14.76 375.0	270.6 123.0	40 x 24 1000 x 600	40.000 x 24.000 1016.0 x 609.6	29.50 749	26.00 660.0	736.3 334.7	
24 x 10 600 x 250	24.000 x 10.750 609.6 x 273.0	17.00 432.0	15.12 384.0	271.0 123.2	40 x 28 1000 x 700	40.000 x 28.000 1016.0 x 711.0	29.50 749	26.50 673.0	739.6 336.2	

Model W121 Reducing Tee									
Nominal Pipe Size	Pipe O.D.	W121 Reducing Tee			Nominal Pipe Size	Pipe O.D.	W121 Reducing Tee		
		C-E	C-B	Weight			C-E	C-B	Weight
in	in	in / mm	in / mm	Lbs / Kgs	in	in	in / mm	in / mm	Lbs / Kgs
mm	mm				mm	mm			
24 x 12 600 x 300	24.000 x 12.750 609.6 x 323.9	17.00 432.0	15.63 397.0	273.2 124.2	40 x 30 1000 x 750	40.000 x 30.000 1016.0 x 762.0	29.50 749	27.50 698.0	748.2 340.1
24 x 14 600 x 350	24.000 x 14.000 609.6 x 355.6	17.00 432.0	16.00 406.0	275.0 125.0	42 x 24 1050 x 600	42.000 x 24.000 1067.0 x 609.6	30.00 762.0	26.00 660.0	778.1 353.7
24 x 16 600 x 400	24.000 x 16.000 609.6 x 406.4	17.00 432.0	16.00 406.0	275.0 125.0	42 x 28 1050 x 700	42.000 x 28.000 1067.0 x 711.0	30.00 762.0	27.50 698.0	788.0 358.2
24 x 18 600 x 450	24.000 x 18.000 609.6 x 457.2	17.00 432.0	16.50 419.0	279.6 127.1	42 x 30 1050 x 750	42.000 x 30.000 1067.0 x 762.0	30.00 762.0	28.00 711.0	792.0 360.0
24 x 20 600 x 500	24.000 x 20.000 609.6 x 508.0	17.00 432.0	17.00 432.0	281.6 128.0	42 x 32 1050 x 800	42.000 x 32.000 1067.0 x 813.0	30.00 762.0	28.00 711.0	791.6 359.8
26 x 10 650 x 250	26.000 x 10.750 660.4 x 273.0	19.50 495.0	16.60 422.0	314.4 142.9	42 x 36 1050 x 900	42.000 x 36.000 1067.0 x 914.0	30.00 762.0	28.00 711.0	791.1 359.6
26 x 12 650 x 300	26.000 x 12.750 660.4 x 323.9	19.50 495.0	16.60 422.0	315.3 143.3	42 x 40 1050 x 1000	42.000 x 40.000 1067.0 x 1016.0	30.00 762.0	28.00 711.0	791.1 359.6

MATERIAL SPECIFICATIONS

• Fitting body:

Ductile Iron castings to ASTM A536, Gr. 65-45-12 and/or ASTM A395, Gr. 65-45-15, min. tensile strength 65,000 psi (448 MPa).

Wrought fittings to ASTM A234 Gr. WPB, standard weight (0.375" or 9.5 mm), or segmentally welded carbon steel of the same or equivalent grade.

Segment-Welded Fittings are fabricated with carbon steel, ASTM A53 Grade B—standard wall pipe (0.375" wall) or equivalent materials.

• Surface Finish:

Orange color painted or red RAL3000 color painted.

- Hotdipgalvanized (Option).
- Epoxy coated in red RAL3000 or other colors (Option)

General Notes:

- **Pressure Ratings** for fittings conform to the working pressure of the coupling used to join the system.
- **Listed and/or Approved Pressures** are pressure ratings for fire protection systems, tested and approved by various approval bodies. Please always refer to the latest approval data posted on the **Shurjoint** website.
- **Field Joint Test:** For one time only the system may be tested hydrostatically at 1½ times the maximum working pressure listed (AWWA C606 5.2.3).
- **Warning:** Piping systems must always be depressurized and drained before attempting disassembly and/or removal of any components.
- **The 10 Year Limited Warranty** applies to manufacturing defects only and does not cover severe service/temperature applications or wear parts.
- **Shurjoint** reserves the right to change specifications, designs and/or standard without notice and without incurring any obligations.